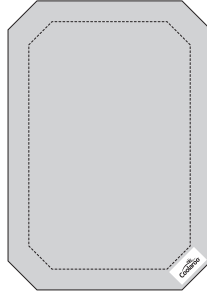


(8) Pet bed fabric



PARTS LIST		QTY
1	Rounded leg	4
2	Tapered side bar	2
3	End bar	2
4	Screws	4
5	Spring washer	4
6	Plastic insert	4
7	Tension adjustment tool	1
8	Pet bed fabric	1

NO ADDITIONAL TOOLS NEEDED



20 minute set up
(approximate time)

Fig. 01

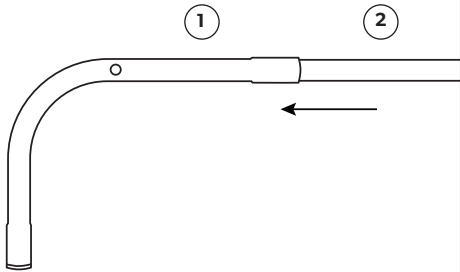


Fig. 02

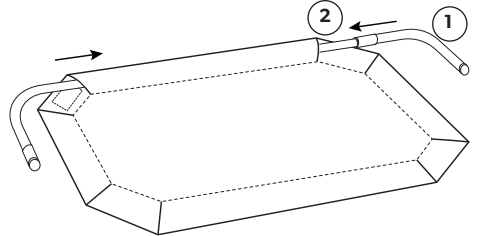


Fig. 03

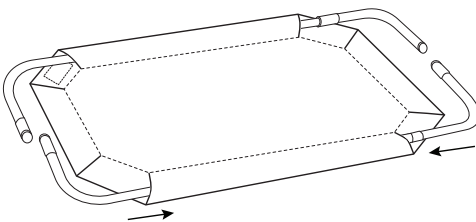


Fig. 04

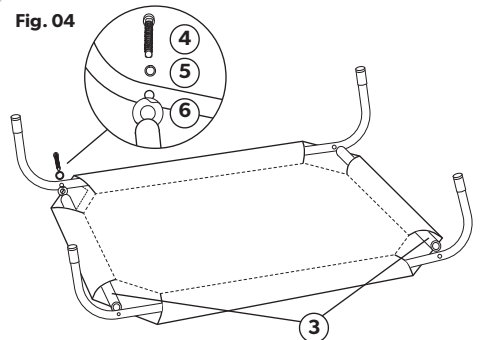
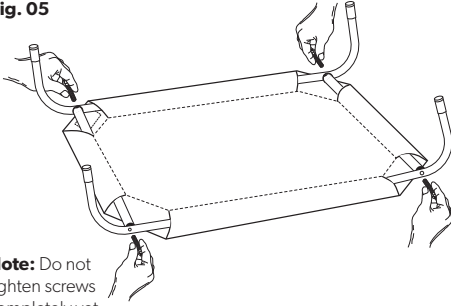
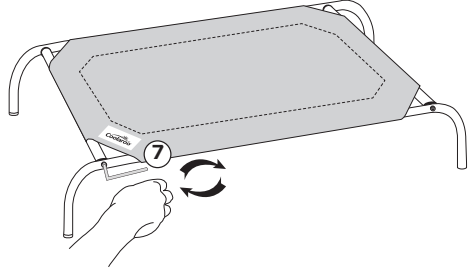


Fig. 05



Note: Do not tighten screws completely yet.

Fig. 06



Important Note

MAINTENANCE: Your Elevated Pet Bed has been made of the finest materials and, when properly cared for, will provide years of comfort and support for your pet. To clean, simply rinse with water, scrub with mild soap or any nonabrasive cleaner, rinse and air dry. Allow bed to dry completely before storing. Call us for missing parts or mechanical problems.

CAUTION: Use of solvents or abrasive cleaners may damage the fabric and will void your warranty. Do not use bleach or chlorine.

Questions or Comments? Contact us at:

GALE Pacific AU
145 Woodlands Drive,
Braeside Victoria 3195
Toll Free: 1 800 331 521